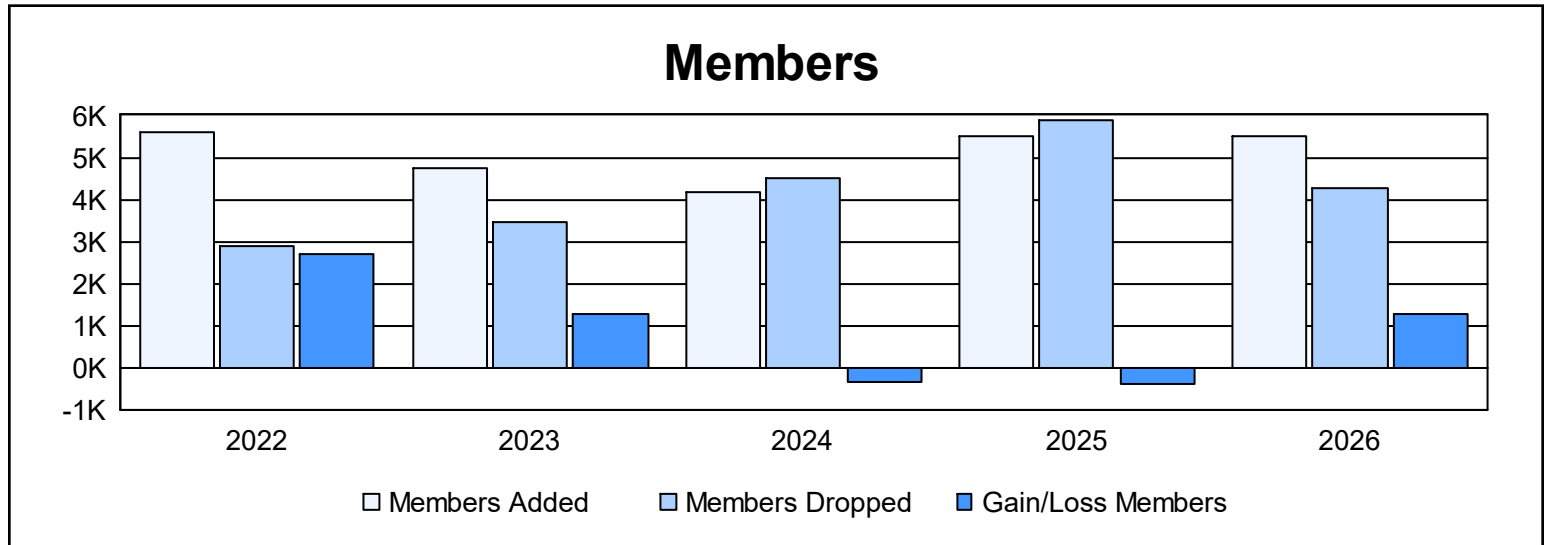
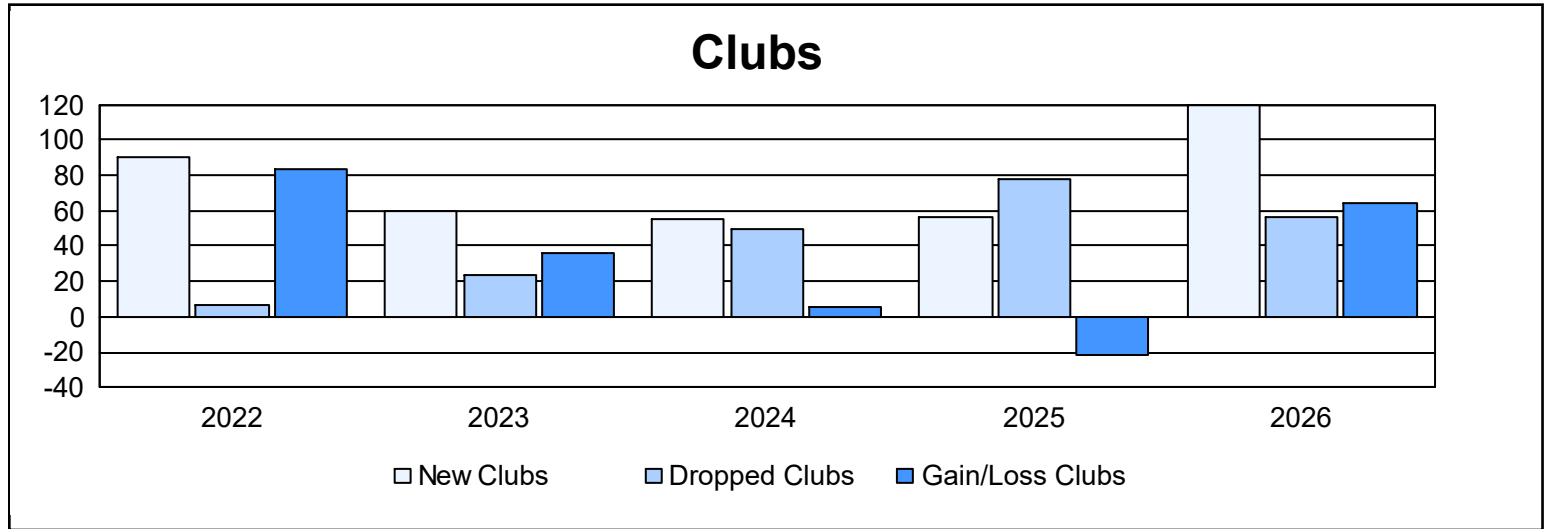
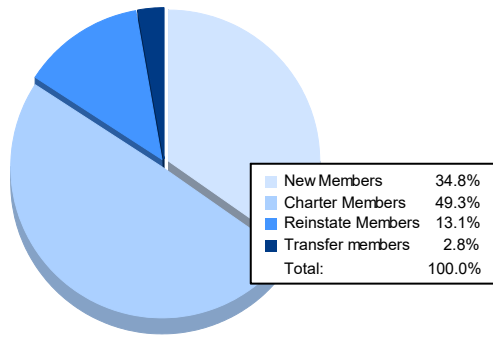


Year	New Clubs	Dropped Clubs	Gain/ Loss Clubs	New Members	Charter Members	Reinstate Members	Transfer Members	Total Member Added	Total Members Dropped	Gain/ Loss Members
2021-2022	90	7	83	2,814	2,324	360	85	5,583	2,872	2,711
2022-2023	60	24	36	2,544	1,846	262	103	4,755	3,466	1,289
2023-2024	55	50	5	2,081	1,527	386	165	4,159	4,504	-345
2024-2025	56	78	-22	2,486	1,379	625	1,006	5,496	5,894	-398
2025-2026	120	56	64	1,919	2,720	722	153	5,514	4,252	1,262
Average	76	43	33	2,369	1,959	471	302	5,101	4,198	904



Membership Composition April 2026 Cumulative



Gender Composition April 2026 Cumulative

